

## What determines the capacity of a brewery?

### 1) The amount of wort made with one batch

With each system, it takes approximately 7 to 8 hours to complete a single batch. This is the time it takes to carry out all the processes that occur inside the brewhouse: heating the water, mashing, lautering, adding hops and transferring the wort into the fermentation tank.

### 2) Number of batches (cycles) in 24 hours

Some brewhouse designs enable simultaneous process execution in separate tanks, so it is possible to start mashing a new quantity of malt even before the wort has been transferred from the kettle into the fermenter (knock-out). In this case, the time needed to complete a brewing cycle is substantially reduced.

### 3) Number of fermentation and maturation tanks at disposal

There is a big difference between the capacity of a brewhouse and that of a brewery.

A large brewhouse capacity is no use if you do not have a suitable amount of storage units, which is what ultimately determines the brewery's capacity. You can only make as much wort as you are able to transfer into fermentation and maturation tanks.

Beer needs approximately 3 to 4 weeks to mature, depending on the type.





See below a table with Škrlij brewhouse and microbrewery systems. The table contains data on the max. number of cycles (batches) that can be completed with the brewhouse in one day and the duration of a single cycle within the specified number of cycles (cycle time). The table can be used to compare different brewhouse systems.

The nominal volume of a brewhouse (incorporated in the brewhouse name) equals the max. amount of wort that can be produced with one batch. The weekly/monthly/annual brewery capacity of a specific configuration can only be calculated based on the number of fermentation and maturation tanks at disposal.

BHM mini systems		Number of tanks	MM / LT	K / W	MM	LT	K	W	WTX	CTX	Max. number of cycles / 24 h	Cycle time
BHM 250 L		2	✓	✓					+	+	4	5 h
BHM 500 L		2	✓	✓					+	+	4	5 h



Legend:

<b>MM</b>	mash mixer	<b>W</b>	whirlpool	✓	part of basic configuration
<b>LT</b>	lauter tun	<b>WTX</b>	hot water tank	+	order separately
<b>K</b>	kettle	<b>CTX</b>	cold water tank		

BH2 systems		Number of tanks	MM / LT	K / W	MM	LT	K	W	WTX	CTX	Max. number of cycles / 24 h	Cycle time
BH2 10 HL		2	✓ upper part of combined tank	✓					✓ lower part of combined tank	+	4	5 h
		2	✓ upper part of combined tank	✓					✓ lower part of combined tank	+	4	6 h
		2	✓ upper part of combined tank	✓					✓ lower part of combined tank	+	4	6 h





## Legend:

<b>MM</b>	mash mixer	<b>W</b>	whirlpool	✓	part of basic configuration
<b>LT</b>	lauter tun	<b>WTX</b>	hot water tank	+	order separately
<b>K</b>	kettle	<b>CTX</b>	cold water tank		

BH3 systems		Number of tanks	MM / LT	K / W	MM	LT	K	W	WTX	CTX	Max. number of cycles / 24 h	Cycle time
BH3 10 HL		3	✓ upper part of combined tank				✓	✓ lower part of combined tank	+	+	6	4 h
		3	✓ upper part of combined tank				✓	✓ lower part of combined tank	+	+	6	4 h
		3	✓ upper part of combined tank				✓	✓ lower part of combined tank	+	+	6	4 h

Legend:

<b>MM</b>	mash mixer	<b>W</b>	whirlpool	✓	part of basic configuration
<b>LT</b>	lauter tank	<b>WTX</b>	hot water tank	+	order separately
<b>K</b>	kettle	<b>CTX</b>	cold water tank		

MB systems		Number of tanks	MM / LT	K / W	MM	LT	K	W	WTX	CTX	Max. number of cycles / 24 h	Cycle time	
MB2 40 HL		4	✓	✓					+	+	4	6 h	
	MB3 40 HL		5	✓			✓	✓	+	+	6	4 h	
		MB4 40 HL		6			✓	✓	✓	✓	+	+	8
	MB5 40 HL			7	✓ 2x			✓ 2x	✓	+	+	11	2 h

Brewhouses and microbreweries Škrj\_2020-06 · We reserve the right to make changes.

Legend:

<b>MM</b>	mash mixer	<b>W</b>	whirlpool	✓	part of basic configuration
<b>LT</b>	lauter tun	<b>WTX</b>	hot water tank	+	additional equipment
<b>K</b>	kettle	<b>CTX</b>	cold water tank		